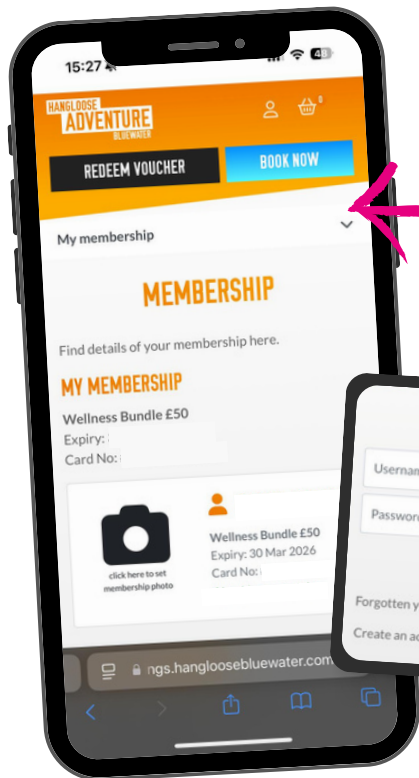
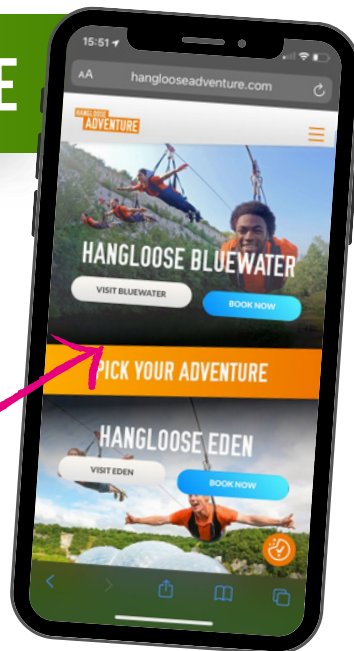


HOW TO BOOK YOUR BUNDLE

A STEP BY STEP GUIDE

1. HEAD OVER TO WWW.HANGLOOSEADVENTURE.COM

Visit our website and head to the "Visit Bluewater" section. Then, click the white person icon in the top right corner of the page.



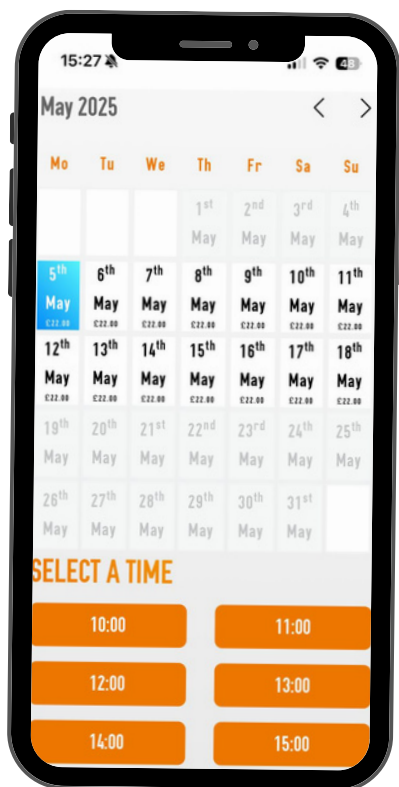
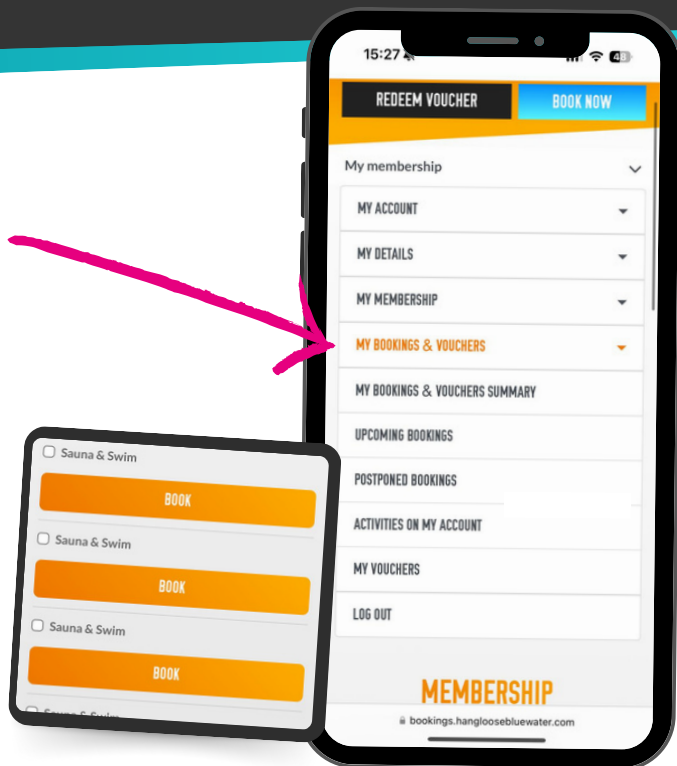
2. LOG IN

This will take you to the login screen, where you can sign in using the details from your booking. If you checked out as a guest, create an account using the same email you used when booking. This will allow you to view and manage your bookings with Hangloose Adventure.

You can view your membership under "My Membership" and then "Membership Details."

3. FIND YOUR SESSIONS

You can find all your bookable sessions under "My Bookings and Vouchers" and then "Activities on My Account." Once you click on this, you'll see how many sessions you have left and can book them using the orange "Book Now" button.



4. BOOK! :)

Once you've clicked the "Book Now" button, you can select a date and time slot. Ignore the cost displayed on the calendar—your membership will apply, reducing the cost to £0 at checkout.

After selecting your details, they should autofill (if not, just enter them manually!) and then click "Continue to Payment." Here, you'll see the total is £0.

Complete the checkout, receive your confirmation, and enjoy your session!